

Graduation Survey 2016-2017: First Destinations for Undergraduate Students

June 2017



THE OHIO STATE UNIVERSITY

INTRODUCTION

The *First Destination Report* utilizes data from the Ohio State University's Graduation Survey to outline the employment and education outcomes of students who were awarded undergraduate degrees in summer 2016, autumn 2016 or spring 2017. The Ohio State University Undergraduate Graduation Survey is administered by the Office of Student Life to all graduating undergraduate students at the end of each term. The survey gathers information about the experiences, satisfaction and career and education plans of graduating students, as well as their permanent contact information.

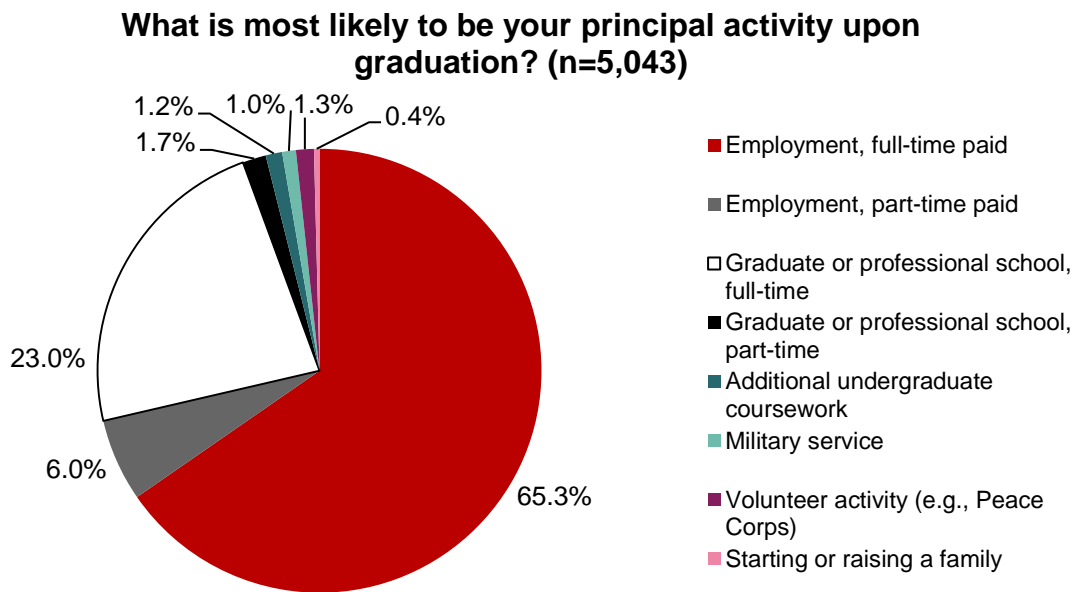
Students who applied to graduate were invited to take the survey. If students planned to graduate with more than one degree, they received only one invitation. If students planned to graduate with both an undergraduate and graduate degree, they were invited to take a survey specific to Master's/Professional students. Graduating students from all campuses were invited to take the survey.

- Undergraduate degree recipients: 10,975 were invited to take the survey and 5,183 responded, for a response rate of 47.2%
 - Of the undergraduate respondents, 109 earned two bachelor's degrees.

HIGHLIGHTS

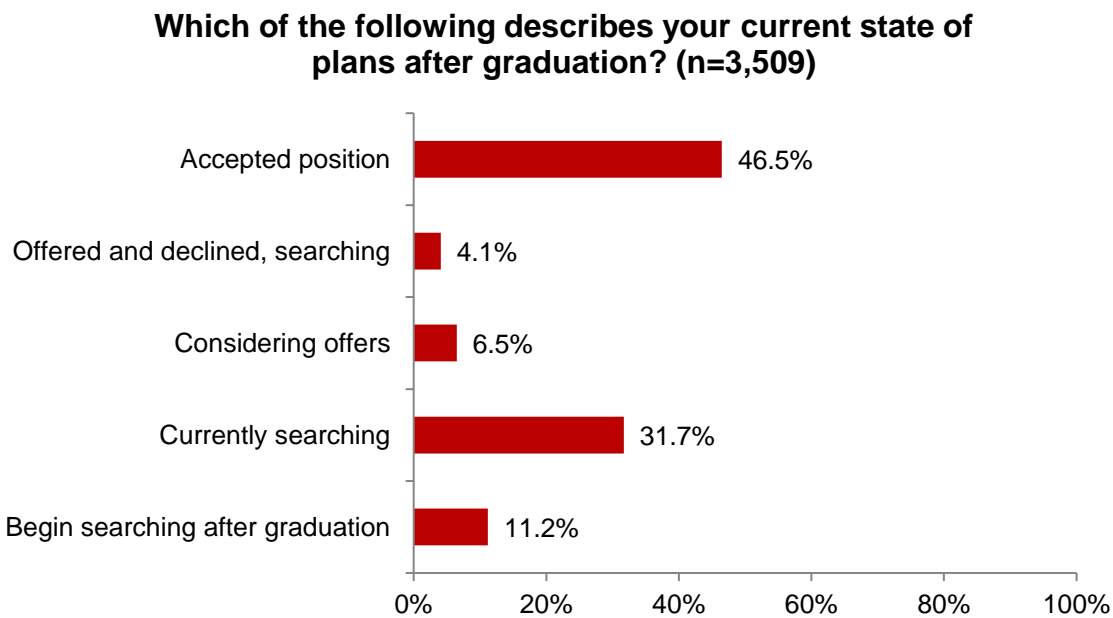
- **65.3%** of students anticipate that they will work full-time upon graduation and **23.0%** plan to be enrolled in graduate or professional school full-time.
- Among students who expect to work after graduation, **46.5%** had accepted a position at the time of the survey.
- Among students who had accepted a position, **28.4%** found their job at a career fair held at Ohio State.
- **76.6%** of students participated in an internship or work experience during their degree program, and of those who participated in an internship, **48.9%** accepted a position with the same organization where they completed their internship.
- Among students attending graduate or professional school within a year of graduation, **38.5%** planned to attend Ohio State and **61.5%** planned to attend another institution.

FIRST DESTINATION



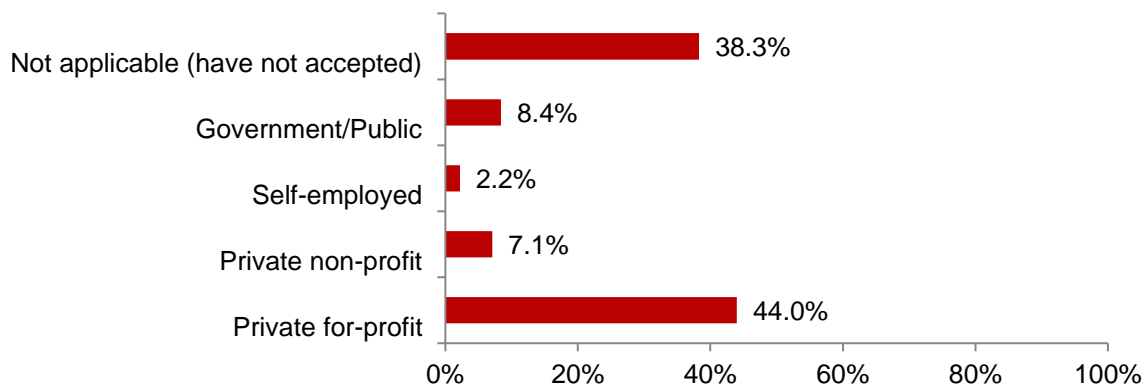
CAREERS

Students were asked a series of questions about their careers, including where they would be working and how well Ohio State prepared students for the job market. Among students who planned to work after graduation, 46.5% had accepted a position at the time of the survey (within 3 weeks of commencement).

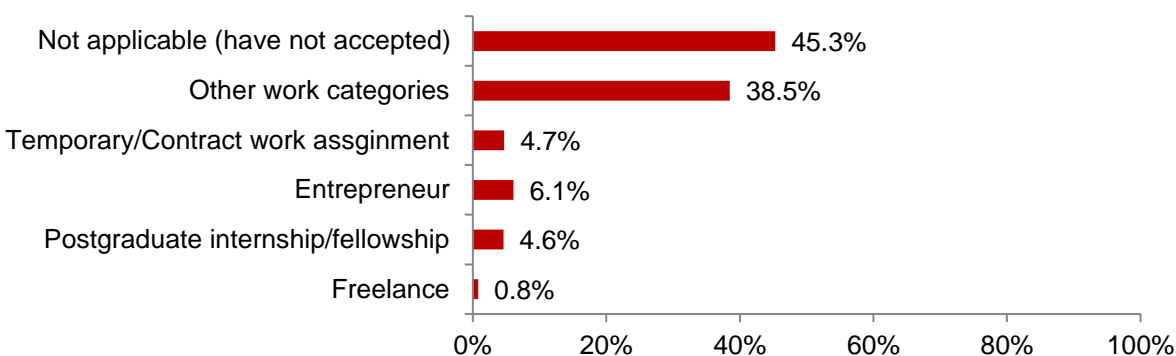


Students were asked to summarize the type of organization or section where they would work as well as the category that best describes their future position.

If you have accepted a position, in what type of organization or sector will you work? (n=3,444)



If you have accepted a position, please describe the category that best describes your future position? (n=3,390)



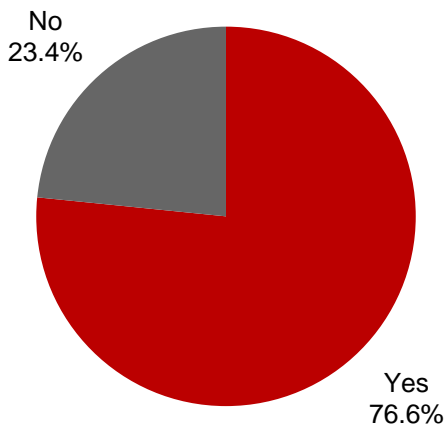
Where or how did you find your job (select all that apply)?	(n=1,550)
Career Fair held at Ohio State	28.4%
Career Services office at Ohio State (e.g., Buckeye Careers, College-specific career office)	10.9%
Company website	15.8%
Contact you made on your own	29.3%
Contact you made through peer, family or friend	20.3%
Ohio State faculty or staff referral	6.9%
Ohio State job posting system	9.9%
Online search engine	5.5%
Recruited	11.0%
Social media	2.8%
Other	8.6%

How well do you think Ohio State has prepared you for the job market?	Undergraduates (n=3,385)
Very well	29.7%
Generally well	47.6%
Neutral	13.3%
Inadequately	6.4%
Very inadequately	2.3%
Not applicable	0.7%

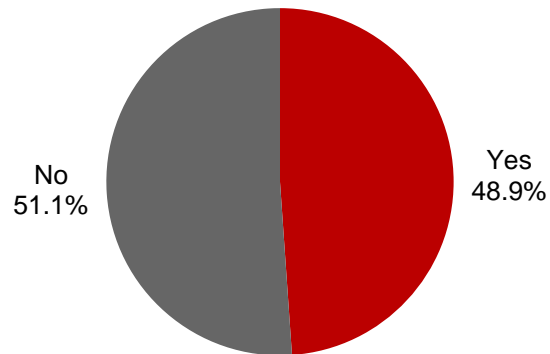
How important have university resources been in helping you to find a job?	Undergraduates (n=3,382)
Essential	11.3%
Very important	26.8%
Neutral	23.1%
Somewhat important	18.5%
Not important	14.6%
Not applicable	5.6%

INTERNSHIPS

While enrolled in your current degree program, did you complete an internship¹? (n=3,852)



If you have accepted a position, is it with the same organization where you completed your internship¹? (n=1,044)



¹Students were asked if they completed an internship, job shadow, co-op, practicum or academic major-related work experience

EMPLOYERS

Among students who expected to be employed after graduation, 46.5% had accepted a position. If students accepted a position they were asked their job title and the name of their employer. The most frequently reported employers were:²

Abercrombie & Fitch	General Motors	Ohio Department of Transportation
Accenture	Honda	OhioHealth
Amazon	IBM	Oracle
American Electric Power	JP Morgan Chase	PepsiCo
Battelle Memorial Institute	Kohl's	PNC
Capital One	KPMG	PriceWaterhouse Coopers
Cardinal Health	Kraft Heinz	Procter & Gamble
Cargill	Lbrands	Progressive Insurance
Cisco Systems	Liberty Mutual Insurance	Teach for America
Cleveland Clinic	Lockheed Martin	The Ohio State University
Crowe Horwath	Marathon Petroleum	Turner Construction
Deloitte	Microsoft	Walt Disney Company
DHL	Nationwide Insurance	The Ohio State University Wexner Medical Center
EY	Nationwide Children's Hospital	
GE	Nestle	

²Employers listed if 5 or more students reported working for the company or organization.

The following displays up to the top five employers of undergraduate students by college. Employers are only displayed if they hired more than three graduate from the college.³

Arts & Sciences

- The Ohio State University
- Wexner Medical Center
- Nationwide Insurance
- Oracle
- Nationwide Children's Hospital

Engineering

- General Motors
- Amazon
- Capital One
- IBM
- JP Morgan Chase

Food, Agricultural and Environmental Sciences

- Turner Construction
- Cargill

Education and Human Ecology

- Southwestern City Schools
- Walt Disney Company
- Columbus City Schools
- The Ohio State University

Fisher College of Business

- JP Morgan Chase
- EY
- PriceWaterhouse Coopers
- Amazon
- Deloitte

Medicine

- Nationwide Children's Hospital
- OhioHealth

³Employers reported if 3 or more students reported working for the organization. Three or more students did not report similar employers in the College of Public Health, College of Nursing, John Glenn College of Public Affairs, College of Pharmacy or the College of Dentistry.

GRADUATE SCHOOL DESTINATIONS

Many undergraduate students plan on pursuing further education. The following table summarizes what degrees undergraduates plan to pursue.

Which, if any, degrees do you plan to pursue either immediately upon graduation or at any time in the future? Please mark all that apply. If no option applies, please leave blank. (n=4,751)			
Degree	Immediately upon graduation	Future plans	Did not select
Law	2.3%	6.0%	91.7%
Medicine (MD)	2.0%	4.4%	93.6%
Other Medical	3.4%	5.2%	91.4%
Second Bachelor's	1.1%	5.6%	93.3%
Master's	12.9%	47.9%	39.2%
Doctorate	2.8%	14.7%	82.4%

Among graduating students, 24.7% reported that they would be attending graduate or professional school full-time or part-time upon graduation. Among graduating students who had been accepted to graduate school and were attending within the next year, 38.5% were attending the Ohio State University and 61.5% were attending another college or university. Students reported attending a wide range of universities across the country and world. The most frequently reported graduate or professional school destinations were (3 or more students reported attending):

Ashland University	Kettering College	University of Florida
Baldwin Wallace University	Liberty University	University of Illinois
Boston University	Miami University	University of Kentucky
Capital University	Michigan State University	University of Maryland
Carnegie Mellon University	Mount Vernon Nazarene University	University of Massachusetts Amherst
Case Western Reserve University	New York University	University of Miami
Cleveland State University	Northwestern University	University of Michigan
Columbia University	Ohio Dominican University	University of Minnesota
Cornell University	Ohio University	University of Pittsburgh
Duke University	Pennsylvania State University	University of Southern California
Florida State University	Stanford University	University of Toledo
Fordham University	Syracuse University	University of Washington
George Washington University	The Ohio State University	Virginia Commonwealth University
Georgetown University	Tulane University	Virginia Tech
Georgia Institute of Technology	University of California Berkeley	West Virginia University
Harvard University	University of California Los Angeles	Wright State University
Indiana University	University of Chicago	Yale University
Johns Hopkins University	University of Cincinnati	
Kent State University	University of Dayton	