



First-Generation Student Outcomes at Graduation

Results from the 2018-2019
Graduation Survey

Center for the Study of Student Life

June 2020



THE OHIO STATE UNIVERSITY

INTRODUCTION

The Ohio State University Graduation Survey was first administered in the spring term of 2011 and is administered at the end of each term by the Office of Student Life. The survey gathers information about the experiences, satisfaction and career and education plans of graduating students, as well as their permanent contact information. This report covers the combined results for the 2018-2019 academic year.

The purpose of this report is to examine the outcomes of first-generation students and their non-first-generation peers. For the purposes of this report, non-first-generation students are labeled 'continuing generation.' Of those who responded to the survey, 22.0% ($n = 1,459$) were first-generation students and 78.0% ($n = 5,167$) were continuing generation students. Significant differences between the two groups were examined using chi-square analyses.

HIGHLIGHTS

- **88.6%** of first-generation and **88.8%** of continuing generation students indicated that they were either *satisfied* or *somewhat satisfied* with their experience at Ohio State.
- **66.9%** of first-generation and **71.2%** of continuing generation students indicated that they either *strongly agreed* or *agreed* that the benefits from attending Ohio State were worth the financial cost.
- Only **27.1%** of first-generation students reported that they will graduate with no debt that they are personally responsible for repaying compared to **44.7%** of continuing generation students.
- **73.5%** of first-generation and **69.9%** of continuing generation students indicated that paid employment was most likely to be their principal activity after graduation.
- **22.5%** of first-generation and **26.6%** of continuing generation students indicated that graduate or professional school was most likely to be their principal activity after graduation.

INVITATIONS AND RESPONSE RATES

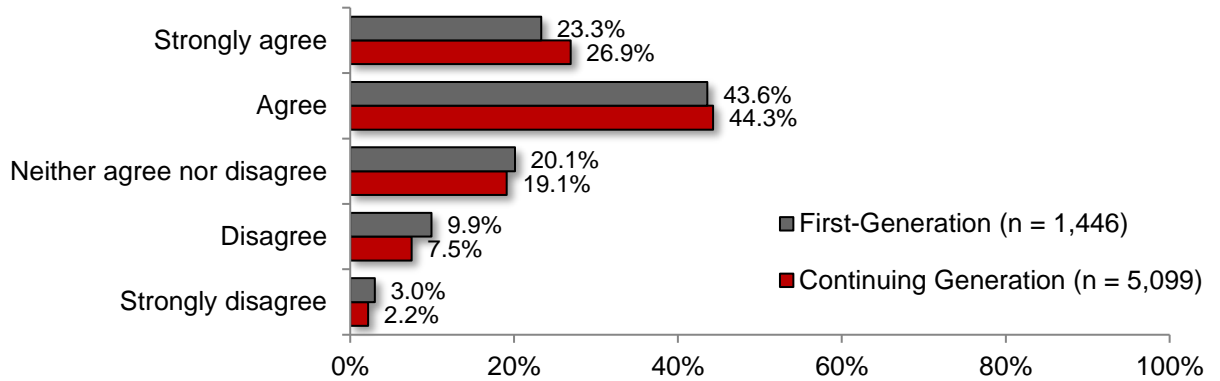
Students who applied to graduate were invited to take the appropriate survey. If students planned to graduate with more than one degree, they received only one invitation. If students planned to graduate with both an undergraduate and graduate degree in the same major, they were invited to take the Master's/Professional survey. Graduating students from all campuses were invited to take one of the two surveys. Undergraduate degree recipients: 11,458 were invited to take the survey and 6,626 responded, for a response rate of 57.8%. Of the undergraduate respondents, 149 earned two bachelor's degrees. Out of the 6,626 respondents, 22.0% ($n = 1,459$) were first-generation students and 78.0% ($n = 5,167$) were continuing generation students.



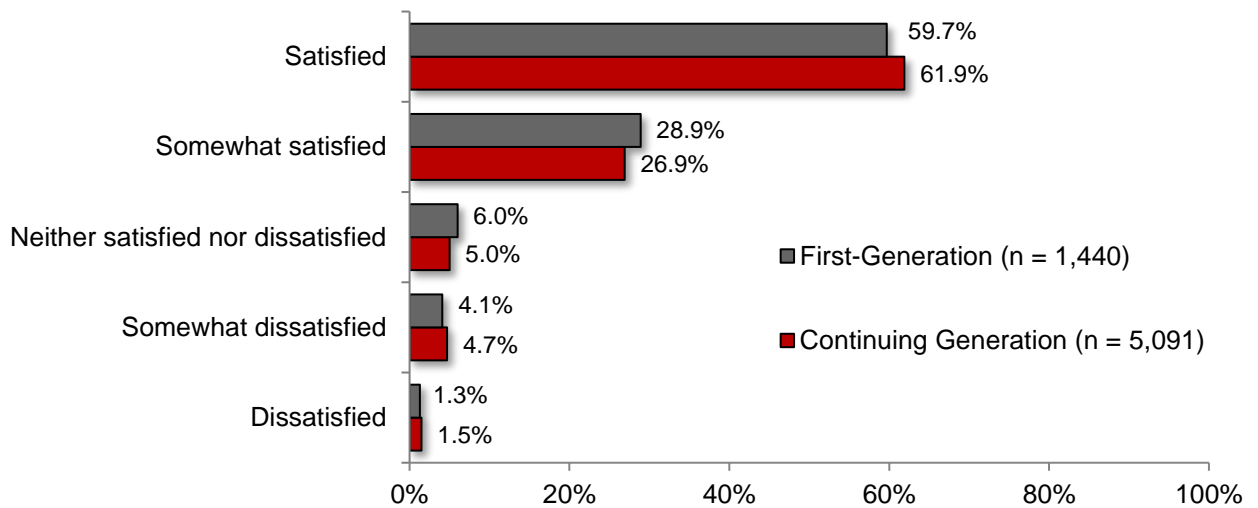
FINDINGS

SATISFACTION

Reflecting back, to what extent do you agree that the benefits you have received from attending Ohio State were worth the financial costs to you and your family?*

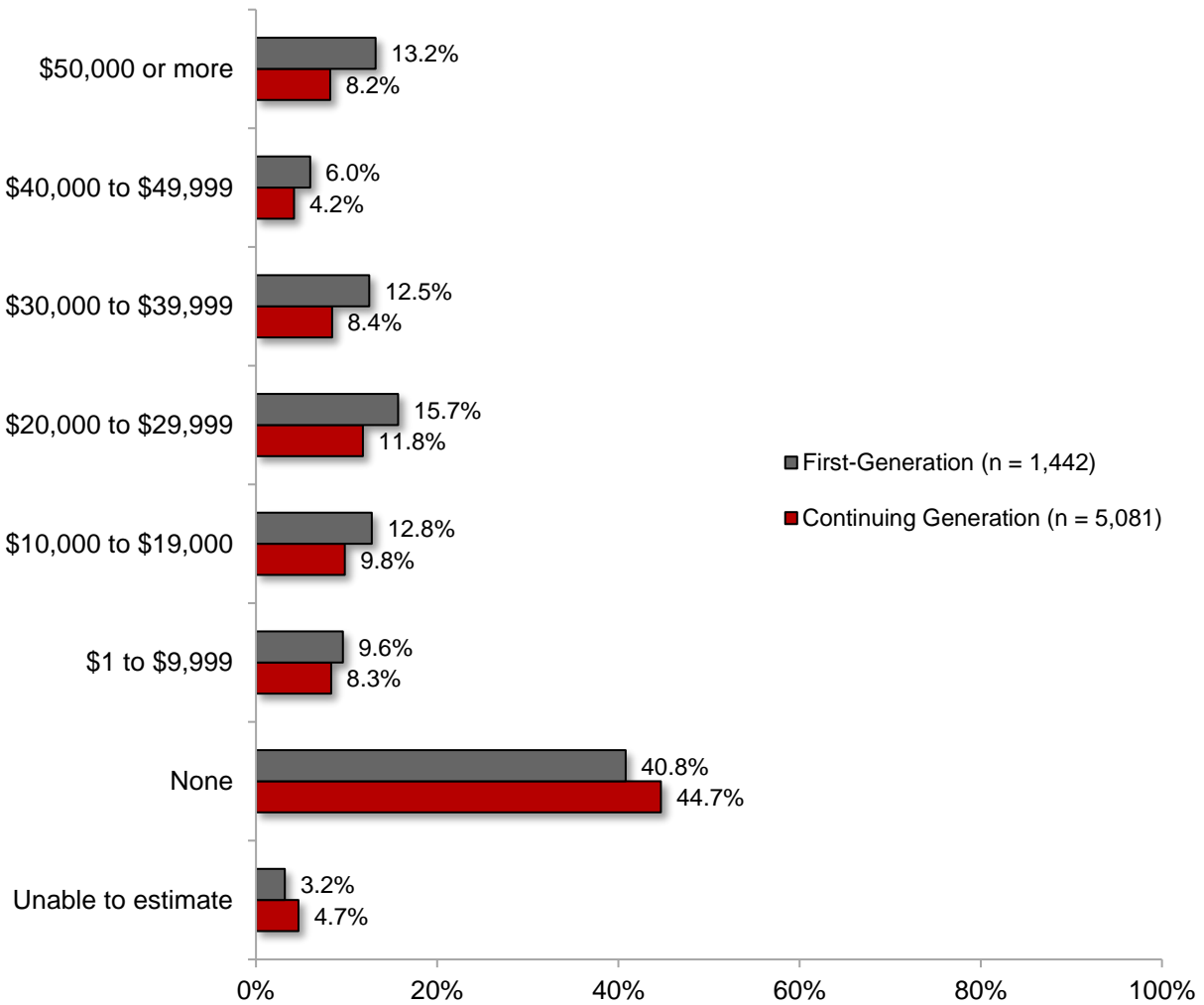


Looking back, how satisfied are you with your experience as a student at Ohio State overall?*



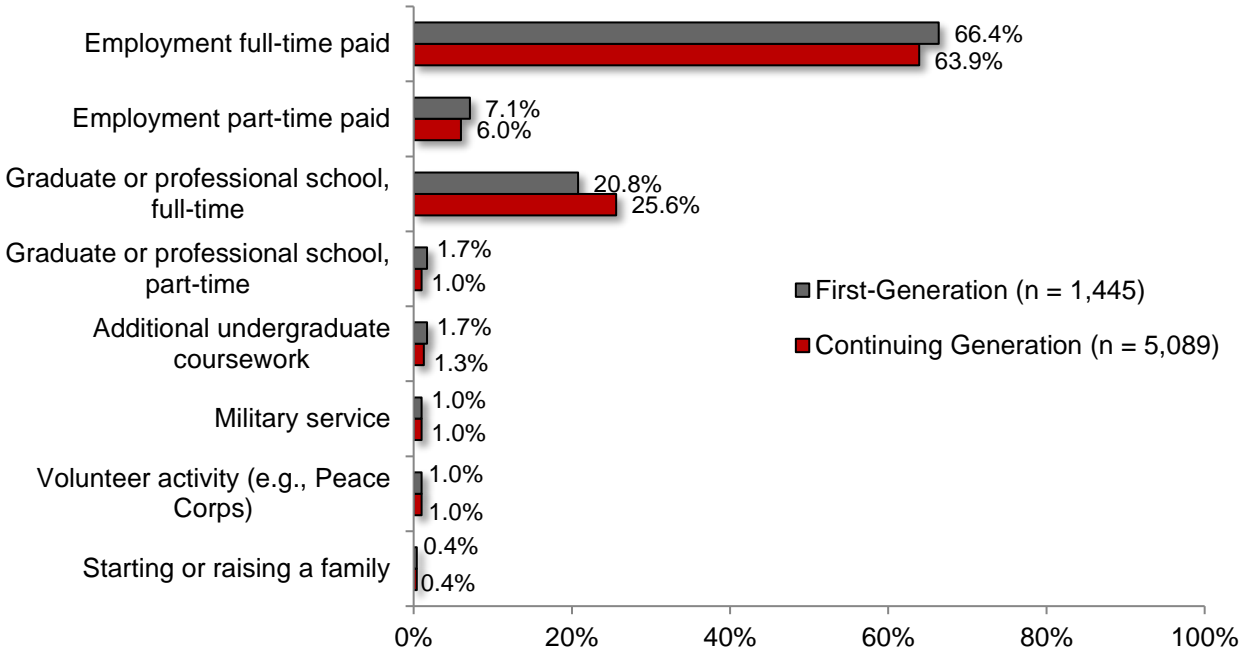
DEBT

At the time you graduate, approximately what will be the total amount borrowed to finance your education that you are personally responsible for repaying?***



POST-GRADUATION PLANS

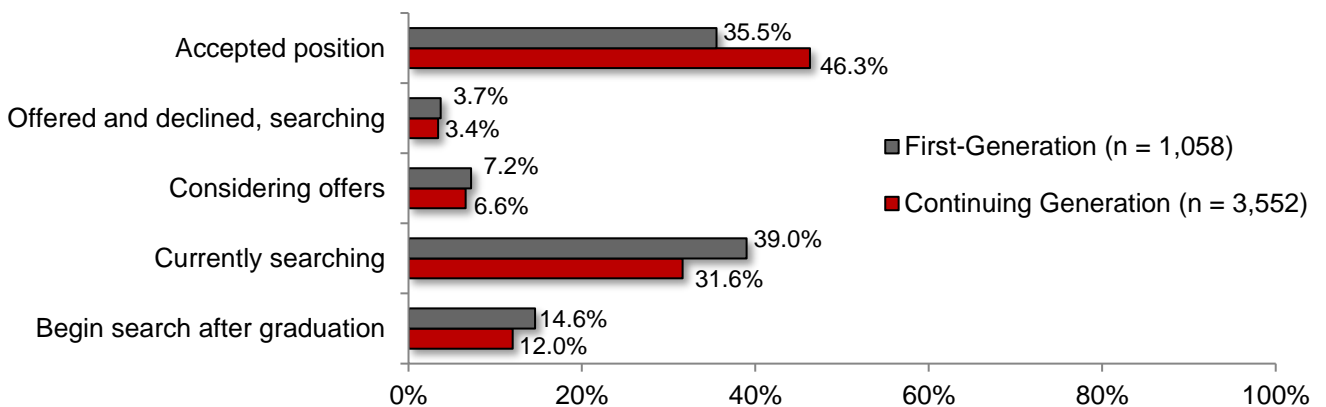
Which is MOST LIKELY to be your principal activity upon graduation?*



EMPLOYMENT PLANS

Only respondents who reported that they would either be employed part-time or full-time following graduation were asked the following items.

Which of the following best describes your current state of plans for employment after graduation?***



| How well do you think Ohio State has prepared you for the job market?* | First-Generation (n = 1,047) | Continuing Generation (n = 3,479) |
|---|---|--|
| Very well | 24.6% | 28.0% |
| Generally well | 47.2% | 47.5% |
| Neutral | 15.6% | 14.7% |
| Inadequately | 8.4% | 6.8% |
| Very inadequately | 3.0% | 2.4% |
| Not applicable | 1.2% | 0.6% |

| How important have university or college resources been in helping you to find a job? | First-Generation (n = 1,039) | Continuing Generation (n = 3,468) |
|--|---|--|
| Essential | 12.6% | 13.0% |
| Very important | 23.4% | 24.7% |
| Neutral | 26.8% | 25.1% |
| Somewhat important | 15.8% | 17.6% |
| Not important | 16.7% | 16.1% |
| Not applicable | 4.8% | 3.5% |

| Where or how did you find your job? (Select all that apply) | First-Generation (n = 370) | Continuing Generation (n = 1,595) |
|--|---------------------------------------|--|
| Career Fair held at Ohio State | 17.0% | 19.3% |
| Career Services office at Ohio State (e.g., Buckeye Careers Network, College-specific career office) | 6.2% | 7.8% |
| Company website | 14.9% | 16.4% |
| Contact you made on your own | 31.4% | 26.2% |
| Contact you made through peer, family or friend | 17.6% | 15.7% |
| Ohio State faculty or staff referral | 5.1% | 4.5% |
| Ohio State job posting system | 7.0% | 9.4% |
| Online search engine | 5.1% | 5.0% |
| Recruited | 5.1% | 5.9% |
| An offer from an internship | 18.6% | 17.6% |
| LinkedIn | 3.2% | 3.1% |
| Facebook or Twitter | 0.3% | 0.3% |
| Other social media website | 0.5% | 0.9% |

INTERNSHIPS

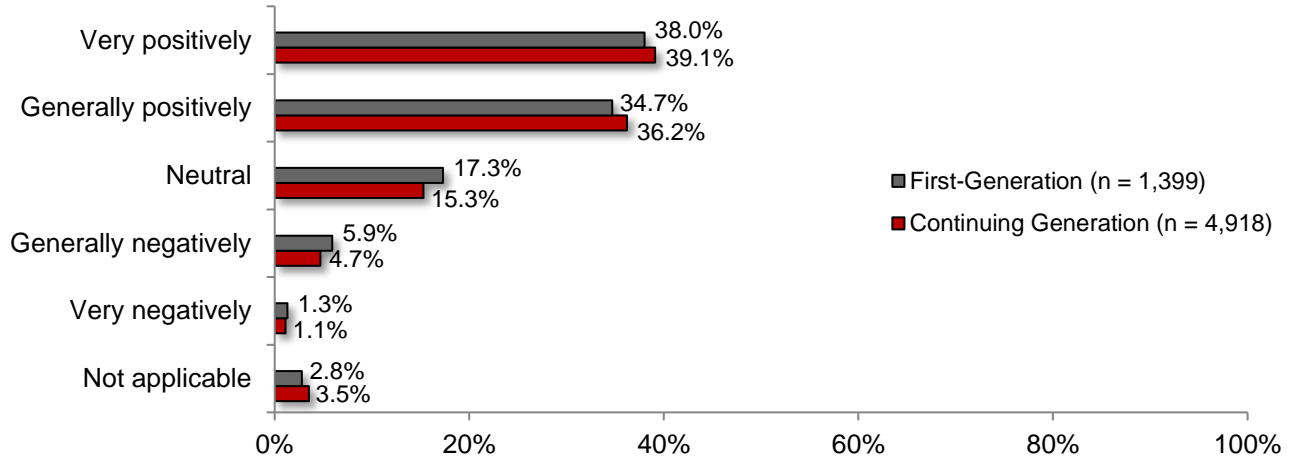
| While enrolled in your current degree program, did you complete an internship, job shadow, co-op, practicum or academic major-related work experience?* | First-Generation (n = 1,278) | Continuing Generation (n = 4,436) |
|--|---|--|
| Yes | 68.1% | 71.9% |
| No | 31.9% | 28.1% |

Only respondents who indicated completing a work experience and receiving a job offer were asked the following question.

| Earlier you indicated you had accepted a job offer. Is your accepted position with the same organization where you completed your internship, job shadow, co-op, practicum or academic-major related work experience? | First-Generation (n = 266) | Continuing Generation (n = 1,120) |
|--|---------------------------------------|--|
| Yes | 46.2% | 45.8% |
| No | 53.8% | 54.2% |

FUTURE EDUCATION

To what extent have your overall undergraduate experiences influenced your plans for graduate or professional studies?



During your time at Ohio State, in which of the following did you participate? (Select all that apply)

